



SOLID-ELECTROLYTE TANTALUM CAPACITORS


(TANCHIP® SERIES)

TYPE 269

Epoxy resin molding chip
Built-in fuse

CAUTIONS

- This capacitor is polarized, do not apply reverse voltage.
- The sum of peak value of AC and DC voltage should not exceed the rated voltage.
- This catalog is designed for providing general information. Please inquire of our Sales Department to confirm specifications prior to use.



Type 269 is built-in fuse chip tantalum capacitors based on Type 267.

FEATURES

1. Built-in fuse functions to melt under large current and inhibit burning, and smoking from capacitor.
2. Suitable for filtering of supply with low impedance circuit and by-passing of random noise of source line in ultra high speed logical circuit.
3. Suitable for surface mounting.
4. Precise dimensions allow high density packaging. Symmetrical construction of positive and negative terminals provides "Self Alignment".
5. Soldering: 260°C for 10 second by re-flow or flow soldering.

NOTIFICATIONS FOR USE

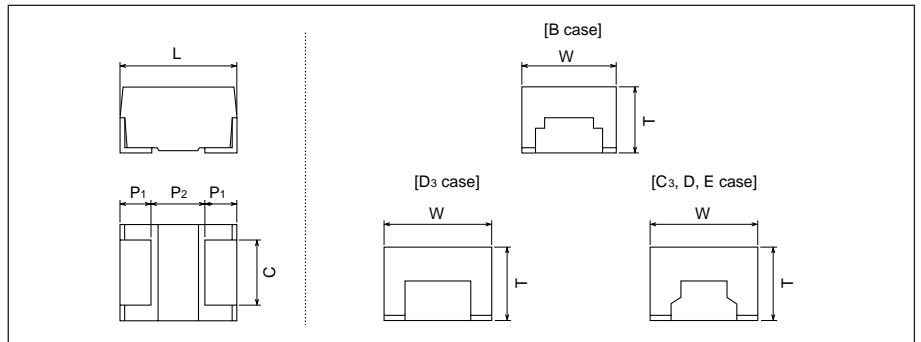
Please inquire of our Sales Department for your suitable soldering or cleaning conditions.

CHARACTERISTICS

ITEM	CHARACTERISTICS
Failure rate level	1%/1000h
Operating temperature range	-55~+85°C to +125°C with voltage derating
Rated voltage	6.3-10-16-20-25-35-50VDC
Capacitance range	0.15~100μF
Capacitance tolerance	±10%, ±20%

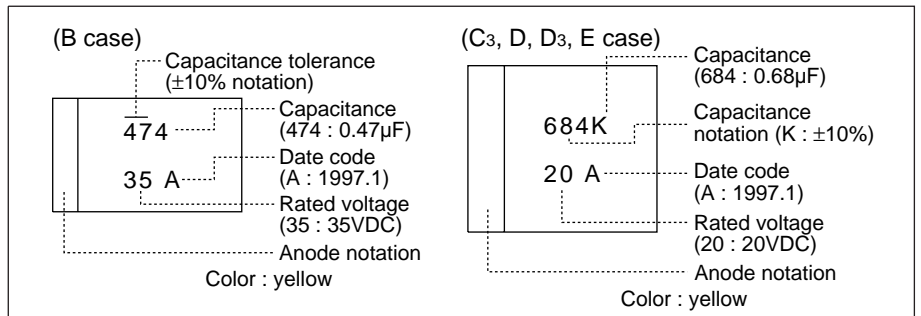
DIMENSIONS

mm



Case code	EIA code	L±0.2	W±0.2	T±0.2	P1±0.2	P2 min.	C±0.1
B	3528	3.5	2.8	1.9	0.8	1.5	2.2
C ₃	6032	6.0	3.2	2.5	1.3	3.0	2.2
D	-	5.6	4.6	3.2	1.3	2.8	3.2
D ₃	7343	7.3	4.4	2.8	1.3	4.0	2.4
E	7257	7.3	5.8	3.5	1.3	4.0	3.5

MARKING





SOLID-ELECTROLYTE TANTALUM CAPACITORS

(TANCHIP® SERIES)

TYPE 269
Epoxy resin molding chip
Built-in fuse

STANDARD RATINGS

Cap.	R.V.	6.3	10	16	20	25	35	50
0.15								B
0.22								B
0.33								B
0.47								*B,C ₃
0.68								C ₃
1.0						B	B,C ₃	C ₃
1.5					B	B	C ₃	*C ₃ ,D,D ₃
2.2				B	B		C ₃	D ₃
3.3				B	*B	C ₃	D,D ₃	*D ₃
4.7			B	*B	C ₃	C ₃	D,D ₃	
6.8			*B	C ₃	C ₃	D,D ₃	D,D ₃ ,E	
10	*B	*B,C ₃	*B,C ₃	C ₃	D,D ₃	D,D ₃	E	
15		C ₃	C ₃	D,D ₃	*C ₃ ,D,D ₃	E	E	
22				*C ₃ ,D,D ₃	*D ₃ ,E	E		
33			*C ₃ ,D,D ₃	*D ₃ ,E	E			
47	*C ₃	*D ₃	*D ₃	E				
68	*D ₃							
100	E	E	*E					

* 269E Series.

RATINGS AND CATALOG NUMBERS

	Catalog number		cap. (μF)	case code	Max DC Lct. (μA)			Max Dissipation factor				Max ESR(Ω) 10kHz
					20°C	85°C	125°C	-55°C	20°C	85°C	125°C	
Rated voltage 6.3VDC/Surge voltage 8VDC	269E	6301 106 □ ₁ □ ₂	10	B	0.6	6	7.9	0.08	0.06	0.06	0.08	3.0
	269E	6301 476 □ ₁ □ ₂ 720	47	C ₃	3.0	30	37	0.08	0.06	0.06	0.08	1.2
	269E	6301 686 □ ₁ □ ₂ 720	68	D ₃	4.3	43	54	0.08	0.06	0.06	0.08	1.0
	269M	6301 107 □ ₁ □ ₂ 720	100	E	6.3	63	79	0.10	0.08	0.08	0.08	0.7
Rated voltage 10VDC/Surge voltage 13VDC	269M	1002 475 □ ₁ □ ₂	4.7	B	0.5	5	6.3	0.08	0.06	0.06	0.06	3.0
	269E	1002 685 □ ₁ □ ₂	6.8	B	0.7	7	8.5	0.08	0.06	0.06	0.08	3.0
	269E	1002 106 □ ₁ □ ₂	10	B	1.0	10	13	0.08	0.06	0.06	0.08	3.0
	269M	1002 106 □ ₁ □ ₂ 720	10	C ₃	1.0	10	13	0.08	0.06	0.06	0.06	1.2
	269M	1002 156 □ ₁ □ ₂ 720	15	C ₃	1.5	15	19	0.08	0.08	0.08	0.08	1.2
	269E	1002 336 □ ₁ □ ₂ 720	33	C ₃	3.3	33	41	0.08	0.06	0.06	0.08	1.2
	269M	1002 336 □ ₁ □ ₂	33	D	3.3	33	41	0.08	0.06	0.06	0.06	1.0
	269M	1002 336 □ ₁ □ ₂ 720	33	D ₃	3.3	33	41	0.08	0.06	0.06	0.06	1.0
	269E	1002 476 □ ₁ □ ₂ 720	47	D ₃	4.7	47	59	0.08	0.06	0.06	0.08	1.0
	269M	1002 686 □ ₁ □ ₂ 720	68	E	6.7	67	85	0.08	0.06	0.06	0.06	0.7
	269E	1002 107 M □ ₂ 720	100	E	10	100	125	0.10	0.08	0.08	0.08	0.7
	Rated voltage 16VDC/Surge voltage 20VDC	269M	1602 225 □ ₁ □ ₂	2.2	B	0.5	5	6.3	0.08	0.06	0.06	0.06
269M		1602 335 □ ₁ □ ₂	3.3	B	0.5	5	6.3	0.08	0.06	0.06	0.06	3.0
269E		1602 475 □ ₁ □ ₂	4.7	B	0.8	8	9.4	0.08	0.06	0.06	0.08	3.0
269M		1602 685 □ ₁ □ ₂ 720	6.8	C ₃	1.1	11	14	0.08	0.06	0.06	0.06	1.2
269M		1602 106 □ ₁ □ ₂ 720	10	C ₃	1.6	16	20	0.08	0.06	0.06	0.06	1.2
269M		1602 156 □ ₁ □ ₂	15	D	2.4	24	30	0.08	0.06	0.06	0.06	1.0
269M		1602 156 □ ₁ □ ₂ 720	15	D ₃	2.4	24	30	0.08	0.06	0.06	0.06	1.0
269E		1602 226 □ ₁ □ ₂ 720	22	C ₃	3.5	35	44	0.08	0.06	0.06	0.08	1.2
269M		1602 226 □ ₁ □ ₂	22	D	3.5	35	44	0.08	0.06	0.06	0.06	1.0
269M		1602 226 □ ₁ □ ₂ 720	22	D ₃	3.5	35	44	0.08	0.06	0.06	0.06	1.0
269E		1602 336 □ ₁ □ ₂ 720	33	D ₃	5.3	53	66	0.08	0.06	0.06	0.08	1.0
269M		1602 336 □ ₁ □ ₂ 720	33	E	5.3	53	66	0.08	0.06	0.06	0.06	0.7
269M		1602 476 □ ₁ □ ₂ 720	47	E	7.5	75	94	0.08	0.06	0.06	0.06	0.7

□₁ capacitance tolerance code "K" (±10%) or "M" (±20%)

□₂ taping code "R" ("N") or "L" ("P")

Pull direction "R" ("N") is standard.





SOLID-ELECTROLYTE TANTALUM CAPACITORS

(TANCHIP® SERIES)

TYPE 269

Epoxy resin molding chip
Built-in fuse

RATINGS AND CATALOG NUMBERS

	Catalog number	cap. (μF)	case code	Max DC Lct. (μA)			Max Dissipation factor				Max ESR(Ω) 10kHz	
				20°C	85°C	125°C	-55°C	20°C	85°C	125°C		
Rated voltage 20VDC/Surge voltage 26VDC	269M 2002 155 □ ¹ □ ²	1.5	B	0.5	5	6.3	0.08	0.06	0.06	0.06	3.0	
	269M 2002 225 □ ¹ □ ²	2.2	B	0.5	5	6.3	0.08	0.06	0.06	0.06	3.0	
	269E 2002 335 □ ¹ □ ²	3.3	B	0.7	7	8.3	0.08	0.06	0.06	0.08	3.0	
	269M 2002 475 □ ¹ □ ² 720	4.7	C ₃	0.9	9	12	0.08	0.06	0.06	0.06	1.2	
	269M 2002 685 □ ¹ □ ² 720	6.8	C ₃	1.4	14	17	0.08	0.06	0.06	0.06	1.2	
	269M 2002 106 □ ¹ □ ²	10	D	2.0	20	25	0.08	0.06	0.06	0.06	1.0	
	269M 2002 106 □ ¹ □ ² 720	10	D ₃	2.0	20	25	0.08	0.06	0.06	0.06	1.0	
	269E 2002 156 □ ¹ □ ² 720	15	C ₃	3.0	30	38	0.08	0.06	0.06	0.08	1.2	
	269M 2002 156 □ ¹ □ ²	15	D	3.0	30	38	0.08	0.06	0.06	0.08	1.5	
	269M 2002 156 □ ¹ □ ² 720	15	D ₃	3.0	30	38	0.08	0.06	0.06	0.08	1.5	
	269E 2002 226 □ ¹ □ ² 720	22	D ₃	4.4	44	55	0.08	0.06	0.06	0.08	1.0	
	269M 2002 226 □ ¹ □ ² 720	22	E	4.4	44	55	0.08	0.06	0.06	0.06	0.7	
	269M 2002 336 □ ¹ □ ² 720	33	E	6.6	66	83	0.08	0.06	0.06	0.06	1.0	
	Rated voltage 25VDC/Surge voltage 32VDC	269M 2502 105 □ ¹ □ ²	1.0	B	0.5	5	6.3	0.05	0.04	0.04	0.05	3.0
		269M 2502 155 □ ¹ □ ²	1.5	B	0.5	5	6.3	0.08	0.06	0.06	0.06	3.0
		269M 2502 335 □ ¹ □ ² 720	3.3	C ₃	0.8	8	9.6	0.08	0.06	0.06	0.06	1.2
269M 2502 475 □ ¹ □ ² 720		4.7	C ₃	1.2	12	15	0.08	0.06	0.06	0.06	1.2	
269M 2502 685 □ ¹ □ ²		6.8	D	1.7	17	21	0.08	0.06	0.06	0.06	1.0	
269M 2502 685 □ ¹ □ ² 720		6.8	D ₃	1.7	17	21	0.08	0.06	0.06	0.06	1.0	
269M 2502 106 □ ¹ □ ²		10	D	2.5	25	31	0.08	0.06	0.06	0.08	1.5	
269M 2502 106 □ ¹ □ ² 720		10	D ₃	2.5	25	31	0.08	0.06	0.06	0.08	1.5	
269M 2502 156 □ ¹ □ ² 720		15	E	3.8	38	47	0.08	0.06	0.06	0.06	0.7	
269M 2502 226 □ ¹ □ ² 720		22	E	5.5	55	69	0.08	0.06	0.06	0.06	1.0	
Rated voltage 35VDC/Surge voltage 44VDC	269M 3502 105 □ ¹ □ ²	1.0	B	0.5	5	6.3	0.05	0.04	0.04	0.05	3.0	
	269M 3502 105 □ ¹ □ ² 720	1.0	C ₃	0.5	5	6.3	0.05	0.04	0.04	0.05	3.0	
	269M 3502 155 □ ¹ □ ² 720	1.5	C ₃	0.5	5	6.6	0.08	0.06	0.06	0.06	1.2	
	269M 3502 225 □ ¹ □ ² 720	2.2	C ₃	0.8	8	9.6	0.08	0.06	0.06	0.06	1.2	
	269M 3502 335 □ ¹ □ ²	3.3	D	1.2	12	14	0.08	0.06	0.06	0.06	1.0	
	269M 3502 335 □ ¹ □ ² 720	3.3	D ₃	1.2	12	14	0.08	0.06	0.06	0.06	1.0	
	269M 3502 475 □ ¹ □ ²	4.7	D	1.6	16	21	0.08	0.06	0.06	0.06	1.0	
	269M 3502 475 □ ¹ □ ² 720	4.7	D ₃	1.6	16	21	0.08	0.06	0.06	0.06	1.0	
	269M 3502 685 □ ¹ □ ²	6.8	D	2.4	24	30	0.08	0.06	0.06	0.08	1.5	
	269M 3502 685 □ ¹ □ ² 734	6.8	D ₃	2.4	24	30	0.08	0.06	0.06	0.08	1.5	
	269M 3502 685 □ ¹ □ ² 720	6.8	E	2.4	24	30	0.08	0.06	0.06	0.06	0.7	
	269M 3502 106 □ ¹ □ ² 720	10	E	3.5	35	44	0.08	0.06	0.06	0.06	0.7	
	269M 3502 156 □ ¹ □ ² 720	15	E	5.3	53	66	0.08	0.06	0.06	0.06	1.0	
	Rated voltage 50VDC/Surge voltage 63VDC	269M 5002 154 □ ¹ □ ²	0.15	B	0.5	5	6.3	0.05	0.04	0.04	0.05	5.0
		269M 5002 224 □ ¹ □ ²	0.22	B	0.5	5	6.3	0.05	0.04	0.04	0.05	5.0
		269M 5002 334 □ ¹ □ ²	0.33	B	0.5	5	6.3	0.05	0.04	0.04	0.05	3.0
269E 5002 474 □ ¹ □ ²		0.47	B	0.5	5	6.3	0.06	0.04	0.04	0.06	3.0	
269M 5002 474 □ ¹ □ ² 720		0.47	C ₃	0.5	5	6.3	0.05	0.04	0.04	0.05	3.0	
269M 5002 684 □ ¹ □ ² 720		0.68	C ₃	0.5	5	6.3	0.05	0.04	0.04	0.05	3.0	
269M 5002 105 □ ¹ □ ² 720		1.0	C ₃	0.5	5	6.3	0.05	0.04	0.04	0.05	3.0	
269E 5002 155 □ ¹ □ ² 720		1.5	C ₃	0.8	8	9.4	0.08	0.06	0.06	0.08	1.2	
269M 5002 155 □ ¹ □ ²		1.5	D	0.8	8	9.4	0.08	0.06	0.06	0.06	1.5	
269M 5002 155 □ ¹ □ ² 720		1.5	D ₃	0.8	8	9.4	0.08	0.06	0.06	0.06	1.5	
269M 5002 225 □ ¹ □ ² 720		2.2	D ₃	1.1	11	14	0.08	0.06	0.06	0.06	1.5	
269E 5002 335 □ ¹ □ ² 720		3.3	D ₃	1.7	17	21	0.08	0.06	0.06	0.08	1.0	

□¹ capacitance tolerance code "K" (±10%) or "M" (±20%)

□² taping code "R" ("N") or "L" ("P")

Pull direction "R" ("N") is standard.





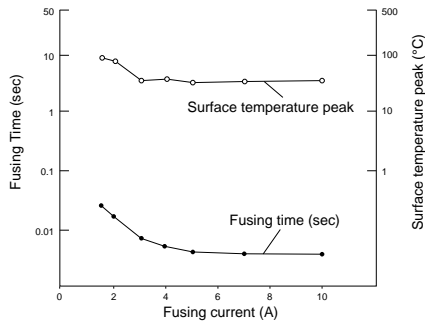
SOLID-ELECTROLYTE TANTALUM CAPACITORS (TANCHIP® SERIES)

TYPE **269**
Epoxy resin molding chip
Built-in fuse

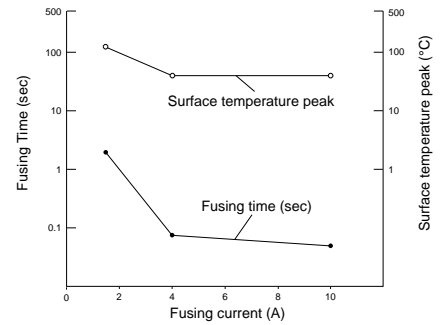
■ Fusing characteristics

Fusing characteristics showed on the drawing is one of examples. They vary according to conditions. Please inquire of our Sales Department about details.

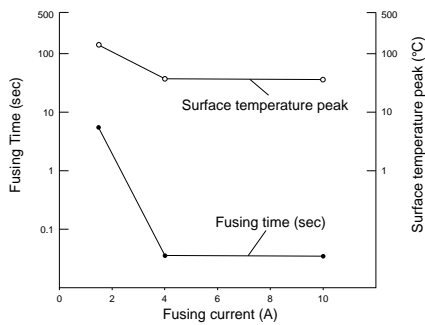
(Case code B) 16V 3.3 μ F



(Case code C₃) 16V 10 μ F



(Case code D,D₃) 16V 22 μ F



(Case code E) 10V 68 μ F

